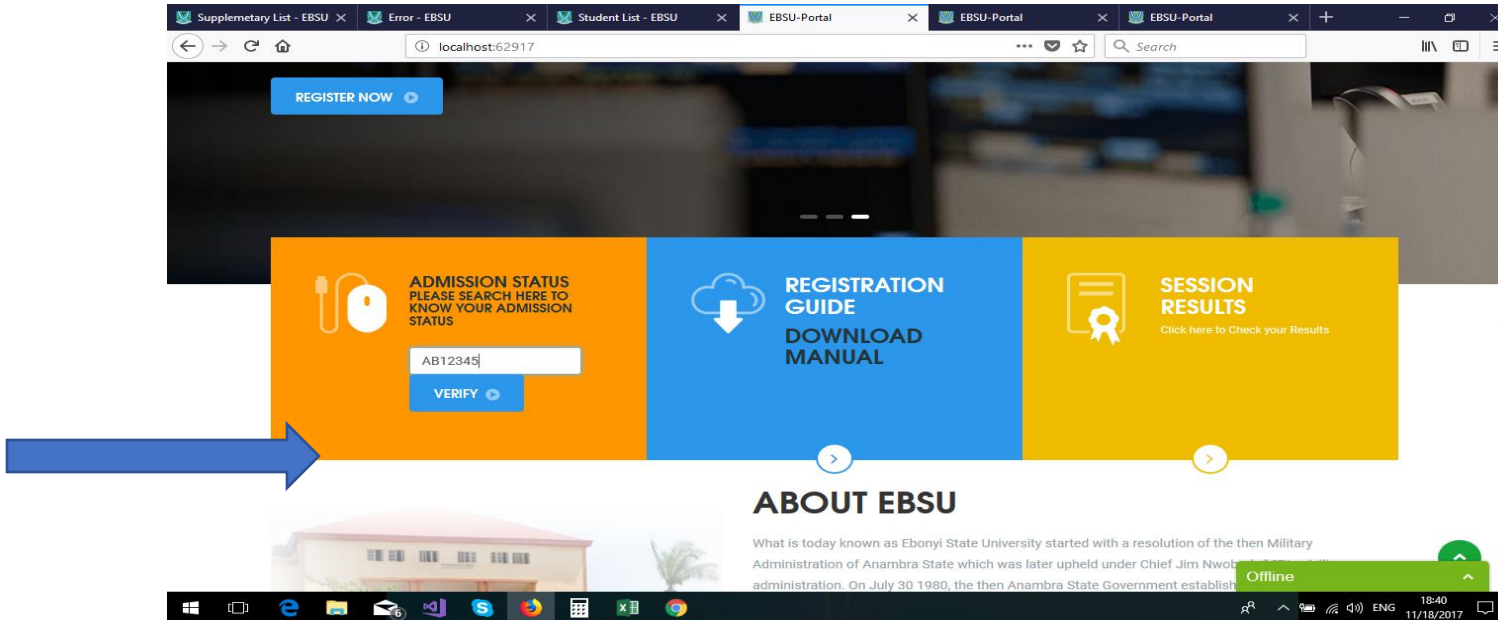
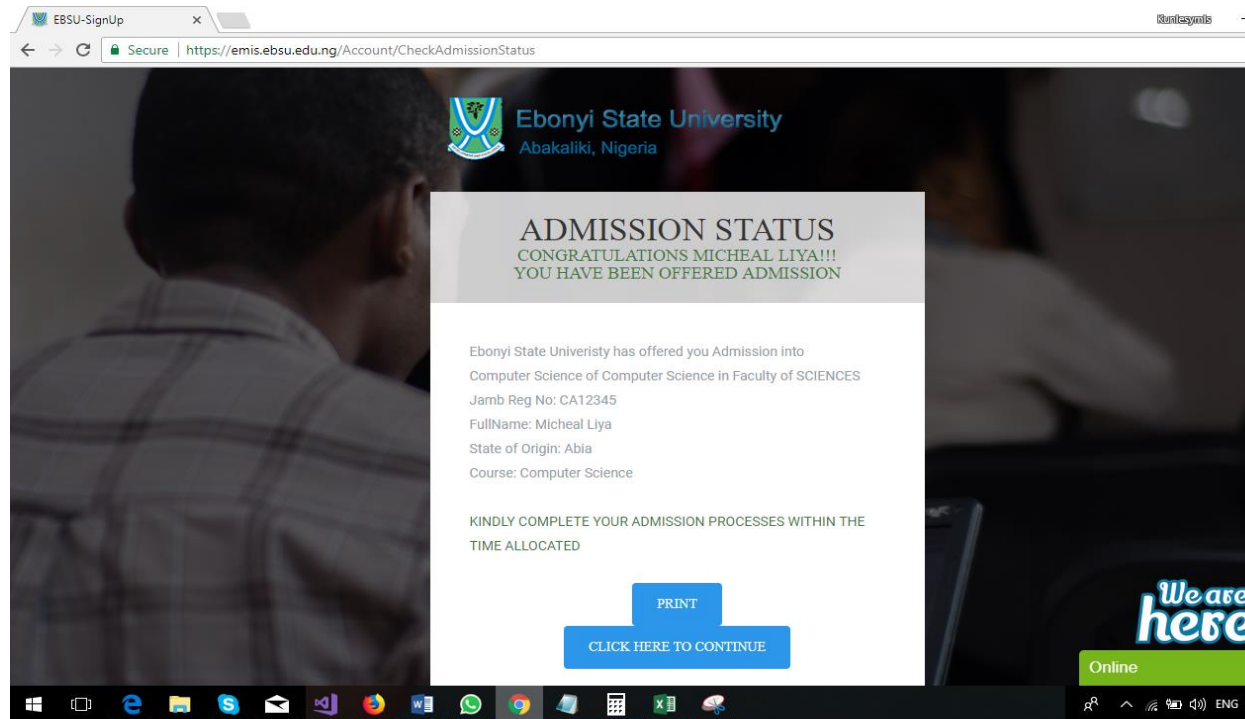


STEPS TO COMPLETE REGISTRATION ON EBONY STATE UNIVERSITY SWIFTKAMPUS EMIS PORTAL

1. GO TO <https://emis.ebsu.edu.ng>
2. CLICK ON CHECK ADMISSION STATUS BOX LINK



3. THIS WILL TAKE YOU TO A VERIFICATION PAGE WHERE YOU VERIFY THAT YOU HAVE BEEN OFFERED ADMISSION BY ENTERING YOUR JAMB REGISTRATION NUMBER AND CLICKING ON VERIFY, A SCREEN SIMILAR TO THIS:



- 4.

5. IF YOU HAVE BEEN GRANTED ADMISSION YOU WILL BE SENT TO A REGISTRATION PAGE WHERE YOU PERFORM AN INITIAL REGISTRATION BY PROVIDING AN EMAIL ADDRESS AND PASSWORD:

https://emis.ebsu.edu.ng/Account/RegisterStudent?UserId=PL12345&FirstName=ogan&LastName=david&Depart...

Ebonyi State University
Abakaliki, Nigeria

STUDENT REGISTRATION

PLEASE, CONFIRM DETAILS AND REGISTER

CONGRATULATIONS!!! YOU HAVE BEEN OFFERED ADMISSION

First Name: ogan Last Name: david

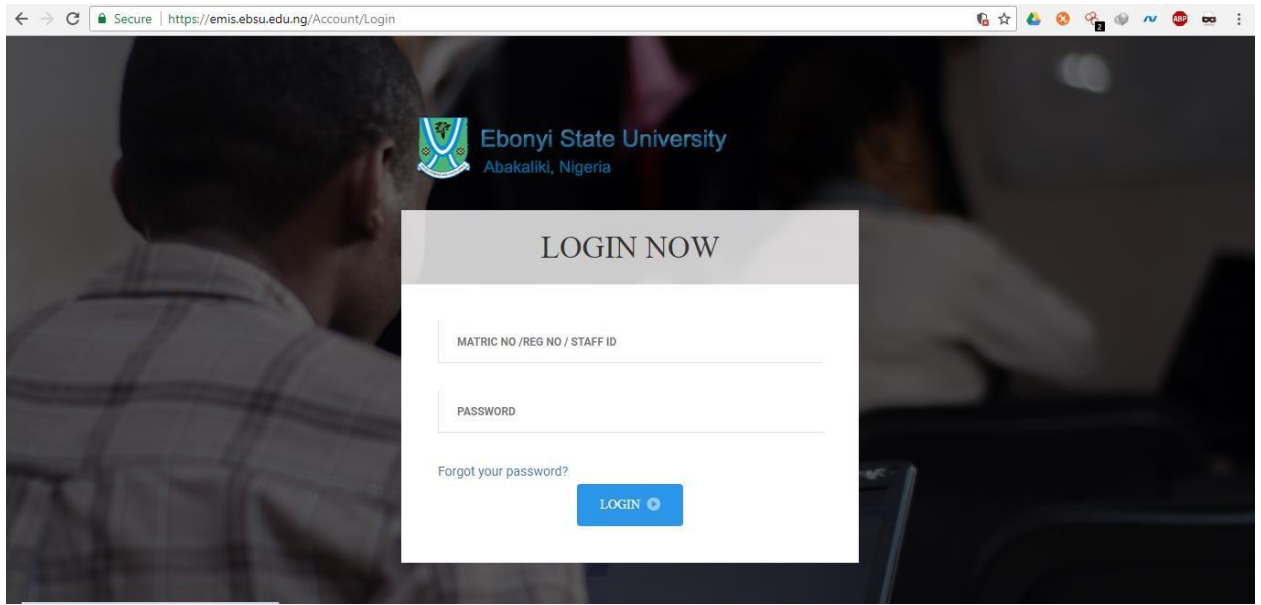
Student ID: PL12345 Department: Economics

TYPE YOUR EMAIL

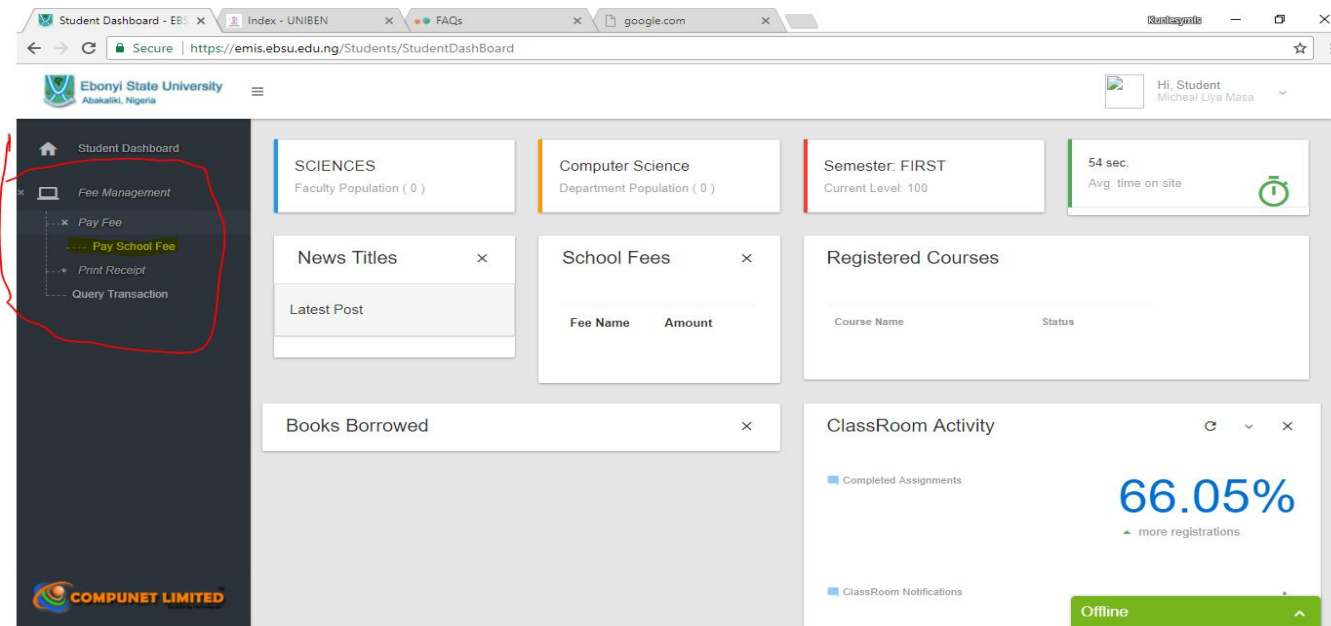
TYPE YOUR PASSWORD CONFIRM YOUR PASSWORD

Offline

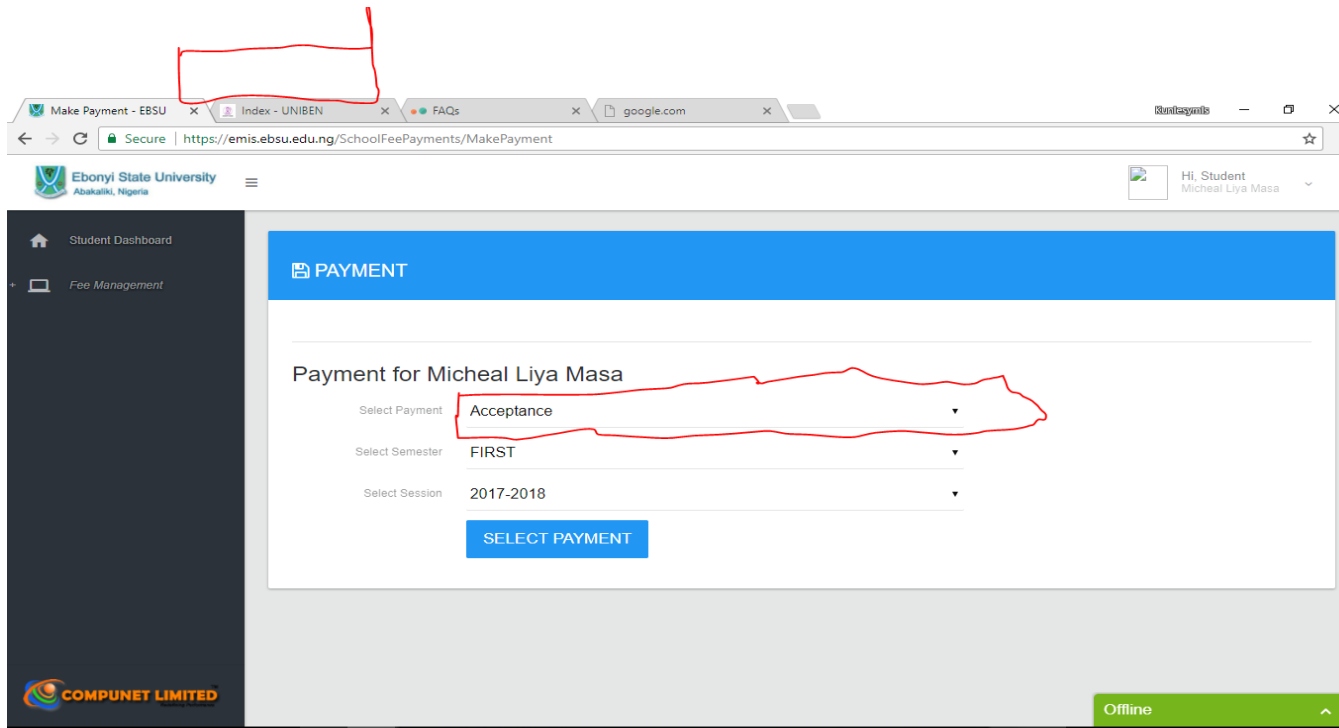
6. UPON COMPLETION OF THE REGISTRATION, YOU WILL BE SENT AN EMAIL FOR ACTIVATION, YOU ARE TO GO TO YOUR EMAIL AND CLICK THE ACTIVATION LINK FOR YOUR ACCOUNT TO BE ACCOUNT TO BE ACTIVATED.
7. AFTER CLICKING THE ACTIVATION LINK AND CONFIRMING YOUR ACCOUNT HAS BEEN ACTIVATED, YOU WILL BE ASKED TO CLICK ON A LOGIN BUTTON TO SIGN IN. WHEN YOU CLICK ON THE BUTTON YOU WILL SENT TO THE LOGIN SCREEN WHERE YOU ARE TO LOGIN USING EITHER YOUR JAMB REGISTRATION NUMBER, MATRIC NUMBER OR EMAIL ADDRESS THAT YOU HAD PROVIDED WHEN SIGNING UP:



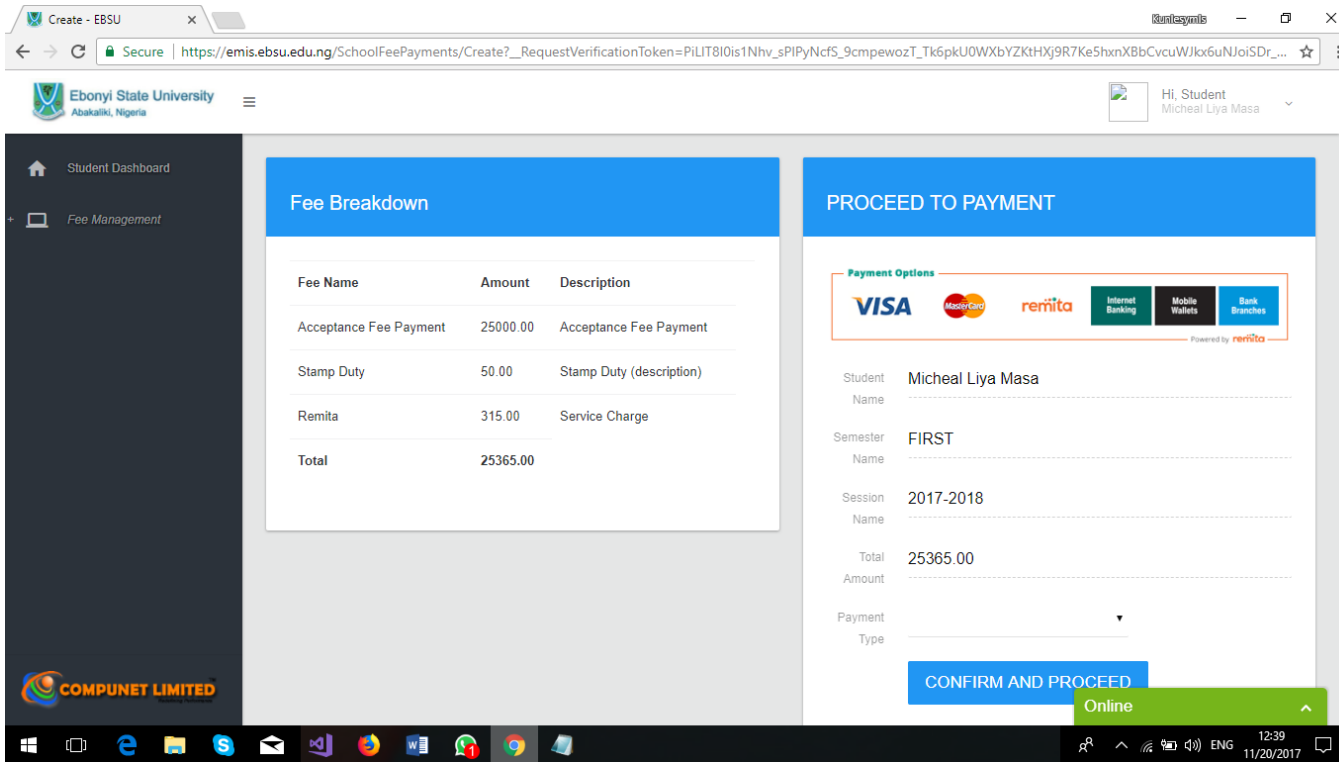
8. AFTER YOU HAVE SUPPLIED YOUR DETAILS AND LOGGED IN SUCCESSFULLY, YOU WILL BE TAKEN TO YOUR LANDING PAGE ON THE PORTAL WHERE YOU ARE TO CLICK THE PAY SCHOOL FEE MENU OPTION ON THE SIDE MENU SHOWN BELOW:



9. CLICKING ON PAY SCHOOL FEE TAKES YOU TO WHERE YOU SELECT THE TYPE OF FEE YOU ARE TO PAY. YOU ARE TO SELECT ACCEPTANCE FEE AND CLICK SELECT PAYMENT:



10. THIS TAKES YOU TO THE FEE PAYMENT BREAK DOWN PAGE THAT SHOWS YOU THE DETAILS OF THE FEE YOU ARE PAYING FOR. TO THE LEFT OF THAT PAGE YOU ARE TO SELECT YOUR PAYMENT TYPE FROM THE DROP DOWN PROVIDED.



11. WHEN YOU PICK YOUR PAYMENT TYPE, YOU CLICK ON CONFIRM AND PROCEED. THIS WILL SEND YOU TO THE REMITA SITE WHERE YOU WILL BE GREETED BY THIS PAGE. CONFIRM THAT EVERY BIT OF INFORMATION PERTAINING TO YOU IS CORRECT. YOU WILL INCUR:

The screenshot shows a web browser window with the URL https://emis.ebsu.edu.ng/SchoolFeePayments/Create?__RequestVerificationToken=PiLIT8I0is1Nhv_sPIPyNcfS_9cnpewozT_Tk6pkU0WXbYZKtHxj9R7Ke5hxnXBbCvcuWJkx6uNJoISDr.... The page is titled 'Ebony State University Abakaliki, Nigeria' and shows a 'Student Dashboard' on the left with 'Fee Management' selected. The main content area is split into two sections:

- Fee Breakdown:** A table with the following data:

Fee Name	Amount	Description
Acceptance Fee Payment	25000.00	Acceptance Fee Payment
Stamp Duty	50.00	Stamp Duty (description)
Remita	315.00	Service Charge
Total	25365.00	
- PROCEED TO PAYMENT:** A form for payment options. It shows 'Payment Options' including VISA, MasterCard, remita, Internet Banking, Mobile Wallets, and Bank Branches. The student's name is 'Micheal Liya Masa'. A dropdown menu for 'Semester Name' is open, showing options: MasterCard, Visa, Verve, PocketMoni, POS, BANK_BRANCH, BANK_INTERNET, REMITA_PAY, and RRRGEN. A 'CONFIRM AND PROCEED' button is visible at the bottom.

12. PLEASE COPY THE REMITA RETRIEVAL REFERENCE (RRR) IF YOU ARE USING PAYMENT TYPE LIKE BANK BRANCH TO PAY IN ANY BANK OF YOUR CHOICE.

The screenshot shows the 'Pay a Biller' page on the Remita website. The page is titled 'Pay a Biller' and has three tabs: 'PAY ONCE', 'RECURRING PAYMENT', and 'PAY E-INVOICE'. The main content area is for 'EBONYNI STATE UNIVERSITY' and includes the following information:

- REMITA RETRIEVAL REFERENCE (RRR):** 1901-9198-8846 (highlighted with a red box).
- Amount Payable:** ₦ 25,365.00
- Beneficiary:** EBONYNI STATE UNIVERSITY
- PAYER'S NAME:** Micheal Liya Masa
- PAYER'S PHONE:** 07036927669
- PAYER'S EMAIL:** josephajjileye@compunetlimited.org

On the right side, there is a 'PAYMENT SUMMARY' box showing:

- AMOUNT (₦):** ₦ 25,365.00
- AMOUNT PAYABLE (₦):** ₦ 25,365.00
- AMOUNT IN WORDS (₦):** Twenty Five Thousand, Three Hundred And Sixty Five Nigeria Naira Only

13. PLEASE SELECT OTHER PAYMENT TYPE AVAILABLE FOR INSTANT PAY AND MAKE YOUR PAYMENT

Pay a biller

SystemSpecs Limited [NG] | <https://login.remita.net/remita/onepage/api/v1/payment.spa>

PAYER'S NAME *
Micheal Liya Masa

PAYER'S PHONE *
07036927669

PAYER'S EMAIL *
josephajileye@compunetlimited.org

HOW DO YOU WANT TO PAY? *
VISA
Please select how you want to pay
INTERNETBANKING
PAGA/POCKETMONI
MASTERCARD
VISA

CARD NUMBER
4999 0821 0002 9373

EXPIRY DATE
01/19

CVV
518

SUBMIT RESET

PAYMENT SUMMARY

₦ 25,365.00
AMOUNT (₦)

₦ 25,365.00
AMOUNT PAYABLE (₦)

Twenty Five Thousand, Three Hundred And Sixty Five Nigeria Naira Only
AMOUNT IN WORDS (₦)

14. YOU ARE TO ENTER YOUR CARD DETAILS, MAKE SURE THAT THERE ARE NO MISTAKES IN CARD DETAILS YOU TYPE IN. YOU ARE TO ENTER THE NUMBERS ON THE FACE OF YOUR ATM CARD AND THE NUMBER BEHIND THE CARD.

Pay a biller

SystemSpecs Limited [NG] | <https://login.remita.net/remita/onepage/api/v1/payment.spa>

PAYER'S NAME *
Micheal Liya Masa

PAYER'S PHONE *
07036927669

PAYER'S EMAIL *
josephajileye@compunetlimited.org

HOW DO YOU WANT TO PAY? *
VISA

CARD HOLDER NAME
VCN Test

CARD NUMBER
4999 0821 0002 9373

EXPIRY DATE
01/19

CVV
518

SUBMIT RESET

PAYMENT SUMMARY

₦ 25,365.00
AMOUNT (₦)

₦ 25,365.00
AMOUNT PAYABLE (₦)

Twenty Five Thousand, Three Hundred And Sixty Five Nigeria Naira Only
AMOUNT IN WORDS (₦)

WHEN YOU ARE DONE, YOU WILL BE REDIRECTED BACK TO THE PORTAL.